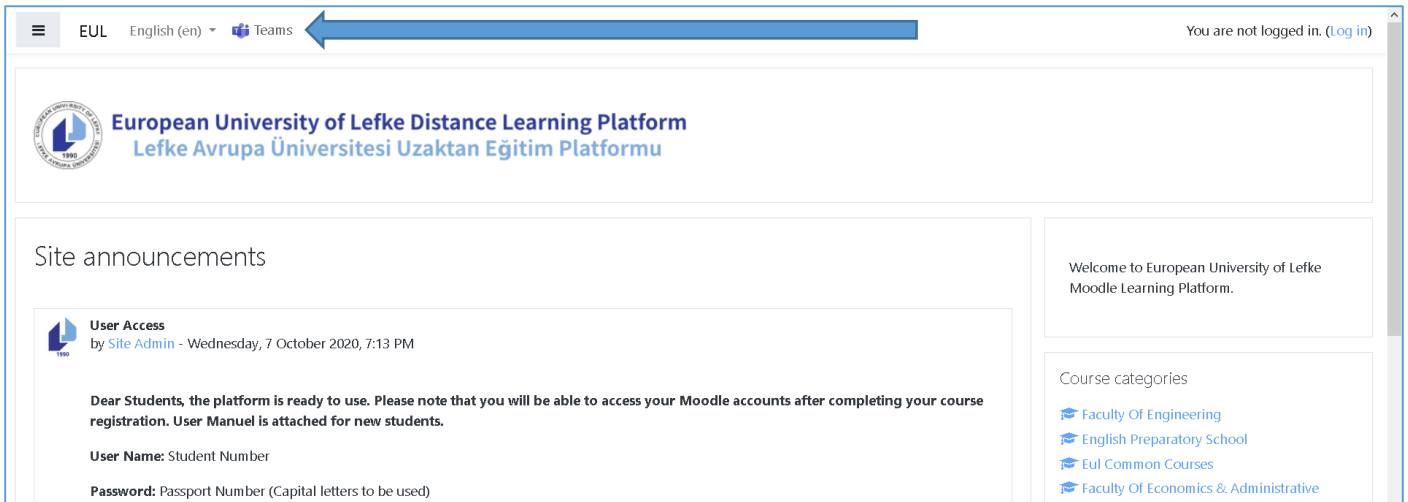
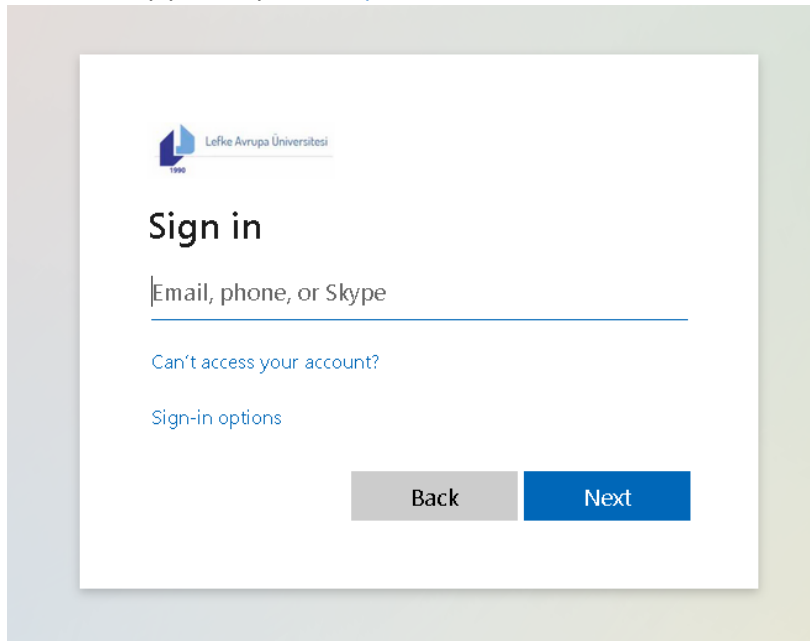


## EUL MS Teams Online Lecture Platform

Visit the EUL Distance Learning Platform -> <https://moodle.eul.edu.tr> and Click on Teams Logo



Alternatively you may visit <https://teams.microsoft.com/>



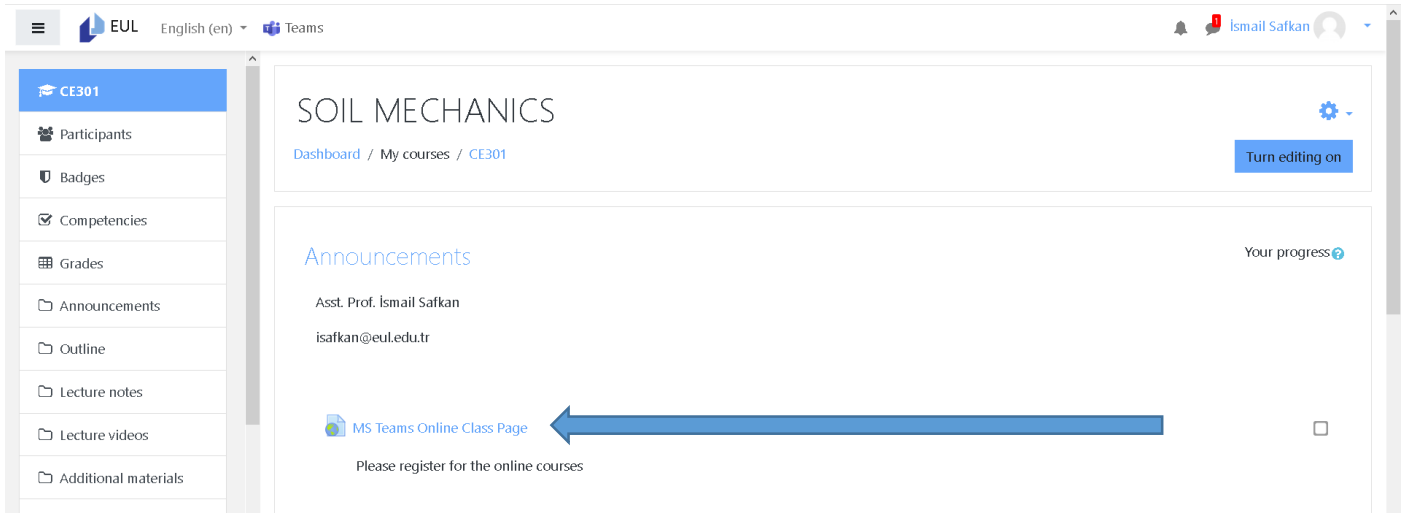
The username is already sent to your email address (access from <https://std.eul.edu.tr>)

The password is already sent to your email address (access from <https://std.eul.edu.tr>)

In case you face problem with Teams login visit <https://portal.eul.edu.tr>

If you still face problem then email [helpdesk201@eul.edu.tr](mailto:helpdesk201@eul.edu.tr) for help

You need to login Moodle and visit your semester courses. The MS Teams courselink will be shared on each course Moodle page. Please follow the link for registering online teaching portal of each course.



The screenshot shows a Moodle course page for 'SOIL MECHANICS'. The page header includes 'EUL English (en) Teams' and the user 'Ismail Safkan'. The course title 'SOIL MECHANICS' is displayed at the top, along with a 'Turn editing on' button. The breadcrumb trail is 'Dashboard / My courses / CE301'. A left-hand navigation menu lists various course components: Participants, Badges, Competencies, Grades, Announcements, Outline, Lecture notes, Lecture videos, and Additional materials. The main content area is titled 'Announcements' and shows an announcement from 'Asst. Prof. İsmail Safkan' with the email 'isafkan@eu.edu.tr'. The announcement contains a link to 'MS Teams Online Class Page' with a blue arrow pointing to it, and a text prompt 'Please register for the online courses'. A 'Your progress' indicator is visible in the top right of the announcement section.

Once you request for course enrolment then your instructor will let you to the online class.